Multiple District 34

As of October 2026 Cumulative

Year	New Clubs	Dropped Clubs	Gain/ Loss Clubs	New Members	Charter Members	Reinstate Members	Transfer Members	Total Member Added	Total Members Dropped	Gain/ Loss Members
2022-2023	2	2	0	320	38	5	4	367	360	7
2023-2024	2	6	-4	230	43	20	8	301	450	-149
2024-2025	2	5	-3	300	41	21	9	371	332	39
2025-2026	5	4	1	300	137	17	8	462	376	86
2026-2027	2	1	1	100	63	11	1	175	158	17
Average	**3**	**4**	**-1**	**250**	**64**	**15**	**6**	**335**	**335**	**0**

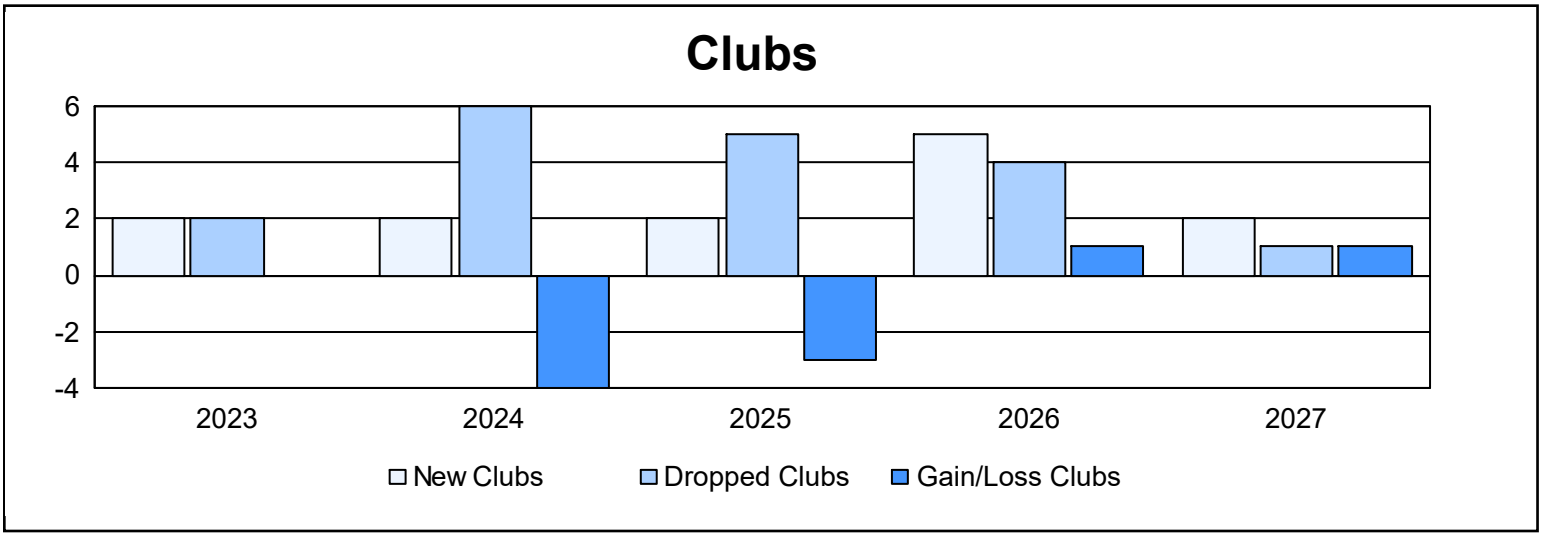

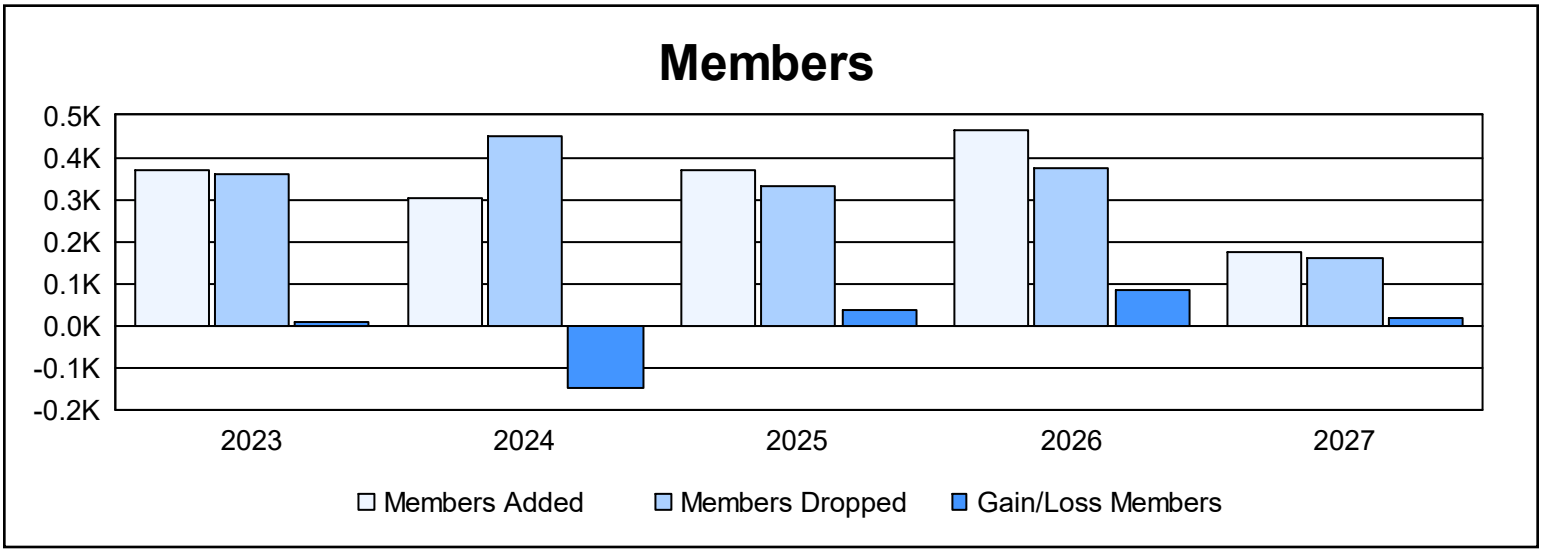

Membership Composition

October 2026 Cumulative

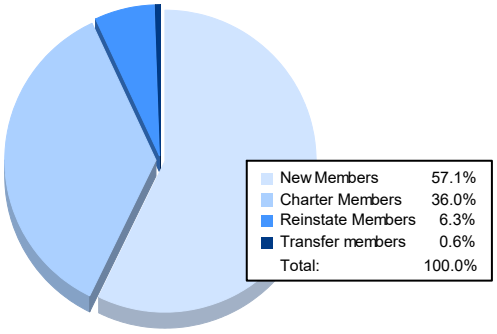

New Members	57.1%
Charter Members	36.0%
Reinstate Members	6.3%
Transfer members	0.6%
Total:	100.0%

Gender Composition

October 2026 Cumulative

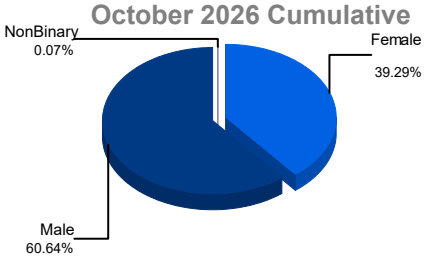

Female	39.29%
Male	60.64%
PreferNotToAnswer	0.00%
NonBinary	0.07%
Total:	100.00%